

Features:

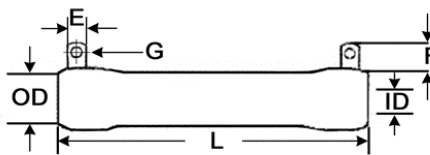
- High current capability
- Suitable for soldering or thru bolt connections
- Wirewound ribbon on ceramic substrate
- Vitreous enamel coating provides temperature handling up to 500°C
- 100% RoHS compliant and lead free without exemption
- Halogen free
- REACH compliant



Electrical Specifications			
Type / Code	Power Rating (W) @ 25°C	Dielectric Strength (VAC)	Ohmic Range (Ω) and Tolerance 5%, 10%
25	25	2500	1 - 10K
50	50	2500	1 - 20K
100	100	2500	1 - 50K
225	225	2500	1- 130K

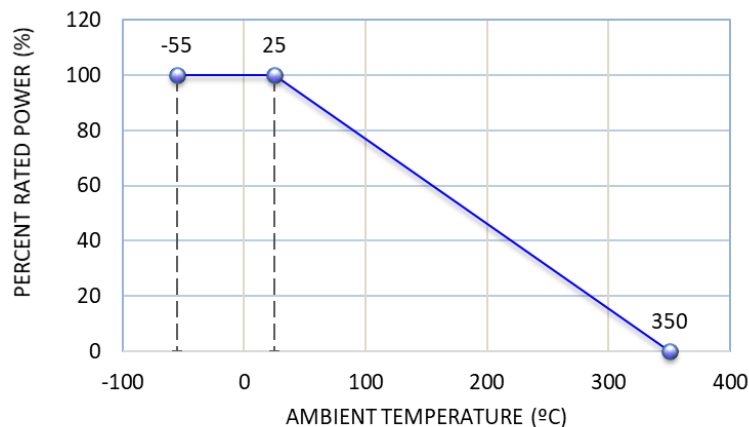
Operating temperature range is -55°C to 350°C.

Mechanical Specifications



Type / Code	OD	ID	L	F	E	G	Unit
25	0.563 ± 0.039	0.313 ± 0.039	2.008 ± 0.079	0.276 ± 0.020	0.177 ± 0.020	0.079 ± 0.020	inches
	14.30 ± 1.00	7.94 ± 1.00	51.00 ± 2.00	7.00 ± 0.50	4.50 ± 0.50	2.00 ± 0.50	mm
50	0.563 ± 0.039	0.313 ± 0.039	4.016 ± 0.079	0.551 ± 0.020	0.236 ± 0.020	0.118 ± 0.020	inches
	14.30 ± 1.00	7.94 ± 1.00	102.00 ± 2.00	14.00 ± 0.50	6.00 ± 0.50	3.00 ± 0.50	mm
100	0.752 ± 0.039	0.500 ± 0.039	6.496 ± 0.079	0.472 ± 0.020	0.236 ± 0.020	0.098 ± 0.020	inches
	19.10 ± 1.00	12.70 ± 1.00	165.00 ± 2.00	12.00 ± 0.50	6.00 ± 0.50	2.50 ± 0.50	mm
225	1.126 ± 0.039	0.752 ± 0.039	10.512 ± 0.079	0.512 ± 0.020	0.315 ± 0.020	0.197 ± 0.020	inches
	28.60 ± 1.00	19.10 ± 1.00	267.00 ± 2.00	13.00 ± 0.50	8.00 ± 0.50	5.00 ± 0.50	mm

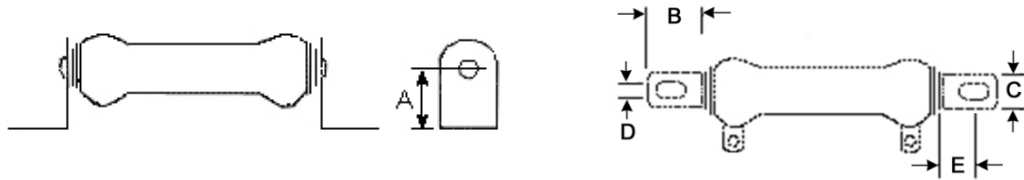
Power Derating Curve:



Hardware:

- Sturdy plated steel brackets, thru-bolts, centering washers, and insulating washers
- Brackets provide elongated mounting holes for ease of mounting

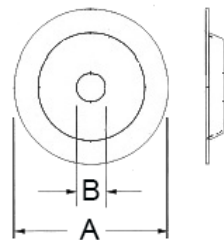
Mounting Brackets Mechanical Specifications



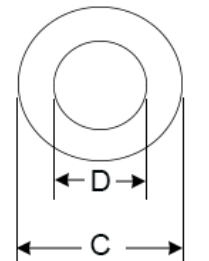
Resistor Power Rating (W)	A	B	C	D	E	F	Unit
25	1.000	0.750	0.500	0.219	0.438	0.177	inches
	25.40	19.05	12.70	5.56	11.13	4.50	mm
50	1.000	0.750	0.500	0.219	0.438	0.315	inches
	25.40	19.05	12.70	5.56	11.13	8.00	mm
100	1.000	0.750	0.500	0.219	0.438	0.315	inches
	25.40	19.05	12.70	5.56	11.13	8.00	mm
225	1.500	0.875	1.250	0.281	0.563	0.354	inches
	38.10	22.23	31.75	7.14	14.30	9.00	mm

Bolts and Washers Mechanical Specifications

Metal Centering Washer

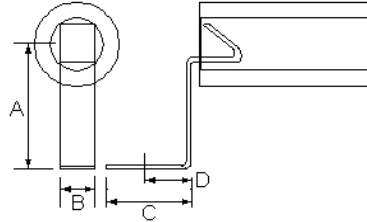


Mica Insulating Washer



Resistor Power Rating (W)	OD	Core Length	Bolt Length	Bolt No.	A	B	C	D	Unit
25	0.563	2.008	2.500	10	0.560	0.190	0.750	0.313	inches
	14.30	51.00	63.50		14.22	4.83	19.05	7.95	mm
50	0.563	4.016	4.750	10	0.560	0.190	0.750	0.313	inches
	14.30	102.00	120.65		14.22	4.83	19.05	7.95	mm
100	0.752	6.496	7.000	10	0.750	0.190	1.000	0.500	inches
	19.10	165.00	177.80		19.05	4.83	25.40	12.70	mm
225	1.126	10.512	11.250	0.25"	1.125	0.250	1.500	0.750	inches
	28.60	267.00	285.75		28.58	6.35	38.10	19.05	mm

Spring Clips Mechanical Specifications



Resistor Power Rating (W)	A	B	C	D	Unit
25	0.625	0.250	0.469	0.313	inches
	15.88	6.35	11.91	7.95	mm
50	0.625	0.250	0.469	0.313	inches
	15.88	6.35	11.91	7.95	mm

RoHS Compliance

Stackpole Electronics has joined the worldwide effort to reduce the amount of lead in electronic components and to meet the various regulatory requirements now prevalent, such as the European Union’s directive regarding “Restrictions on Hazardous Substances” (RoHS 3). As part of this ongoing program, we periodically update this document with the status regarding the availability of our compliant components. All our standard part numbers are compliant to EU Directive 2011/65/EU of the European Parliament as amended by Directive (EU) 2015/863/EU as regards the list of restricted substances.

RoHS Compliance Status

Standard Product Series	Description	Package / Termination Type	Standard Series RoHS Compliant	Lead-Free Termination Composition	Lead-Free Mfg. Effective Date (Std Product Series)	Lead-Free Effective Date Code (YY/WW)
EWT	Non-Flammable Edgewound Tubular Wirewound Vitreous Enamel Coating Resistor	Special	YES	100% Matte Sn	Always	Always

“Conflict Metals” Commitment

We at Stackpole Electronics, Inc. are joined with our industry in opposing the use of metals mined in the “conflict region” of the eastern Democratic Republic of the Congo (DRC) in our products. Recognizing that the supply chain for metals used in the electronics industry is very complex, we work closely with our own suppliers to verify to the extent possible that the materials and products we supply do not contain metals sourced from this conflict region. As such, we are in compliance with the requirements of Dodd-Frank Act regarding Conflict Minerals.

Compliance to “REACH”

We certify that all passive components supplied by Stackpole Electronics, Inc. are SVHC (Substances of Very High Concern) free and compliant with the requirements of EU Directive 1907/2006/EC, “The Registration, Evaluation, Authorization and Restriction of Chemicals”, otherwise referred to as REACH. Contact us for complete list of REACH Substance Candidate List.

Environmental Policy

It is the policy of Stackpole Electronics, Inc. (SEI) to protect the environment in all localities in which we operate. We continually strive to improve our effect on the environment. We observe all applicable laws and regulations regarding the protection of our environment and all requests related to the environment to which we have agreed. We are committed to the prevention of all forms of pollution.

How to Order

